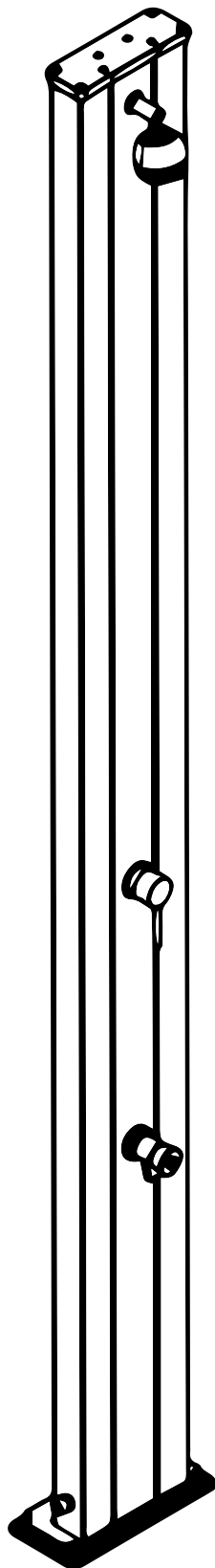
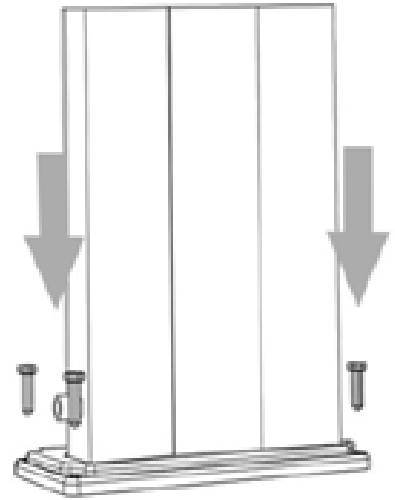
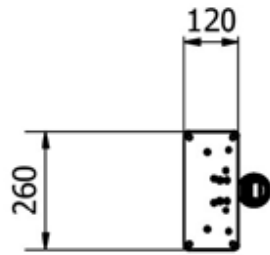


SPRING S

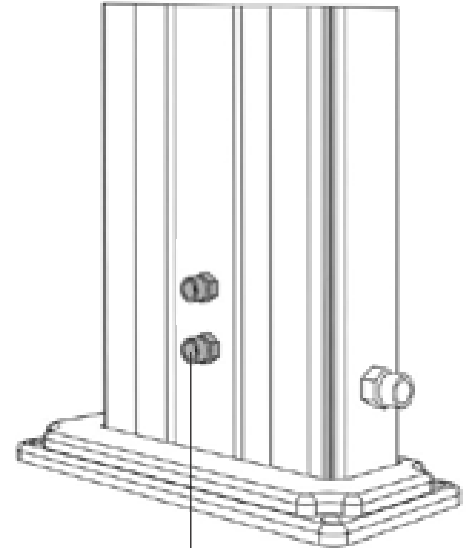
DOCCIA TRADIZIONALE / TRADITIONAL SHOWER



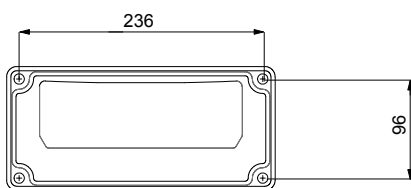
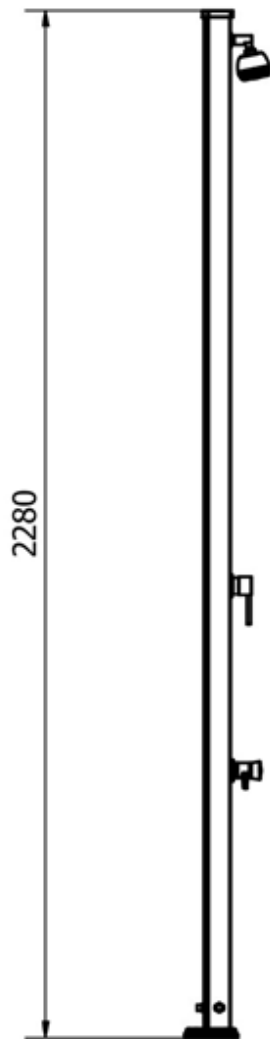
MISURE / DIMENSIONS



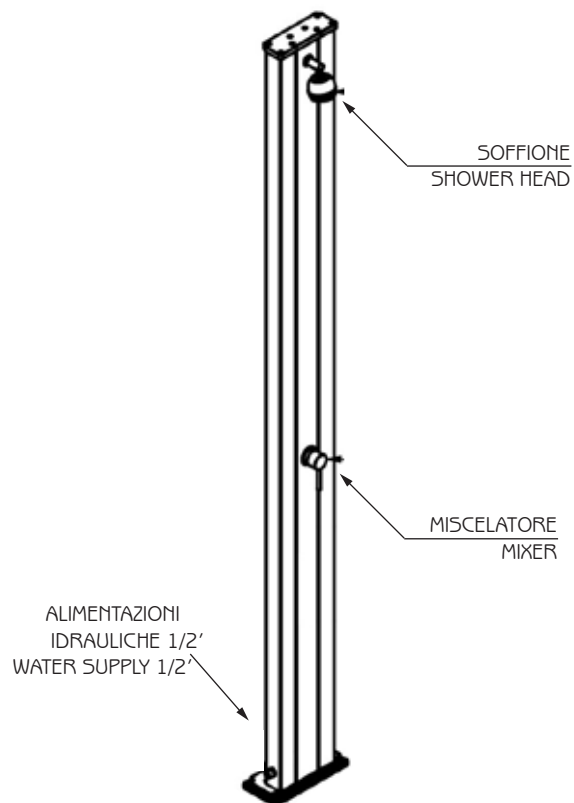
Fissaggio a terra
Fastening to ground



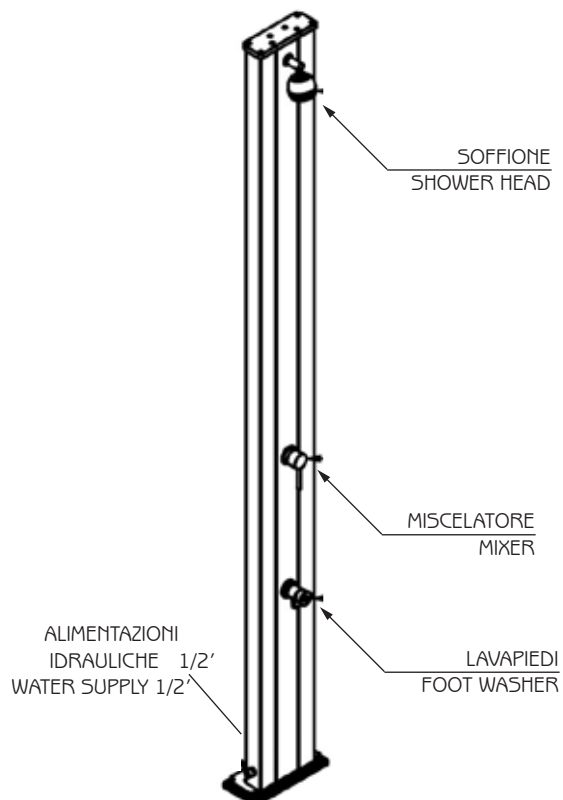
ALIMENTAZIONE IDRAULICA 1/2'
WATER SUPPLY 1/2'



COD. A205



COD. A225



DESCRIZIONE

Struttura realizzata in alluminio nei colori a catalogo

Tutte le docce sono dotate di sistemi di fissaggio.

Materiale garantito anticorrosione

Garanzia di 2 anni su difetti di produzione

Resi franco fabbrica

DESCRIPTION

Structure made of aluminum available in the colours in the catalogue

All showers are equipped with a fastening system.

This material is guaranteed against corrosion.

Two-year-warranty for manufacturing defects

Ex-works returns

Le informazioni sono puramente indicative e non vincolanti.

L'azienda si riserva la facoltà di modificare in qualunque momento e senza preavviso alcuno, le caratteristiche tecniche e dimensionali nel presente manuale, al fine di migliorare il prodotto senza pregiudicarne le caratteristiche essenziali.

Alcuni accessori presenti nelle immagini non sono prodotti dalla ditta e possono subire variazioni.

This information is purely indicative and not binding.

Our company reserves the right to change the technical specifications and dimensions contained in this manual, at any time without notice, in order to improve the product without affecting the basic features
Some accessories shown in the pictures are not produced by our company and are subject to variations.